FLOS
Architectural

Fixture Type .....
Job Name .....

The Tracking Magnet EVO Suspension Down

High-tech LED lighting system for interior architecture

Description

The new Tracking Magnet 48V system is creative, flexible, reliable and precise. Accent luminaires are installed by a magnetic fastening system and a secondary mechanical fastener. The range of luminaires is composed of accent illumination modules with different optics and linear luminaires with the Flos signature design. The Tracking Magnet is available in recessed, surface, or pendant mounted applications, making it an option in even the most varied of job conditions. Vertical and horizontal corners complete the system. The Tracking Magnet is perfect for retail displays where frequent changes are typical and absolute performance is required.

Suspended Installation

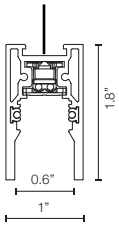

Light Modules

Certifications

c UL us LISTED

Photometrics

For current IES files please visit arch.flosusa.com

Warranty

2 years from date of sale.

Lamp

System Lamp Type	LED
Color Temperature	2700K, 3000K, *3500K, *4000K (See Notes)
Color Rendering	CRI90
Application	General Lighting / Accent lighting

Physical

Material	Aluminum
Ingress Protection Rating	IP20
Finishes	40 White, 14 White, 05 Polished Silver
Installation type	Ceiling Suspension
Environment	Indoor
Field cuttable	Yes

Electrical & Control

Driver location	Remote
Driver Input Voltage	120V-277V
Driver Output Voltage	48V
Maximum Driver Wattage	Class 2 - 96W
Control	Standard 0-10V dimming / DALI / On board / Casambi for Light Shadow Spot and Multi Spot Mini.
N° Circuit	1 circuit

FLOS. USA
36 East 31st Street
Suite 402
New York N.Y. 10016
(800) 841.4011

For more information contact your representative or go to professional.flos.com/en-US/us/
©2026 Specifications and dimensions subject to change without notice. Issued 10.07.2026

c UL us LISTED

FLOS
Architectural

Fixture Type .....

Job Name .....

The Tracking Magnet EVO Suspension Down

High-tech LED lighting system for interior architecture

Notes

EC to supply site cabling from driver to track location.

Wattage per linear foot is dependent upon quantity and type of light modules used.

Spots and linear luminaires available with individually addressable DALI-Wireless circuitry, 0-10V (from 10% up to 100%) Dimming, Casambi for Light Shadow Spot and Multi Spot Mini.

0-10V Fixtures come from the factory set up at the lowest level 10% they always required a 0-10V signal to achieve the maximum output.

All linear profiles are field cuttable.

3500K , 4000K and other CCT available but not cataloged. Consult factory for additional color temperatures.

Suspended Installation

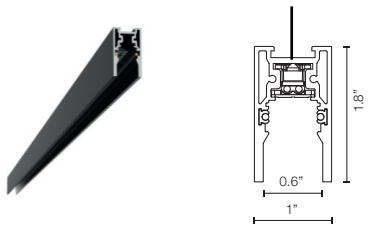

Light Modules

Certifications

c UL us LISTED

Photometrics

For current IES files please visit arch.flosusa.com

Warranty

2 years from date of sale.

How To Specify

A. Select and position corners

1. Horizontal - Connect sections on flat surfaces (90º corner)

B. Fill lengths between corners with Linear Housings

Select dimmable (DALI-FLOS Smart control and 0-10V fixtures) or non dimmable track (Built-in dimmer fixtures). Available section lengths are 3.3', 4.9', 6.7' or 8.2'. Profile can be easily cut to site to exact length and joined together.

C. Drivers

Quantity of drivers determined by total wattage or light elements in section (total maximum possible per linear foot is 29W). Maximum driver distance is 15'. Locate drivers nearby.

D. Select Spot heads

Light Strips are available in three nominal lenghts: 11.8", 23.6", 35.4", 47.2" and 59'. Individual Spots are Spot 50, Spot 90, Spot 120, Spot 150 and Anthony.

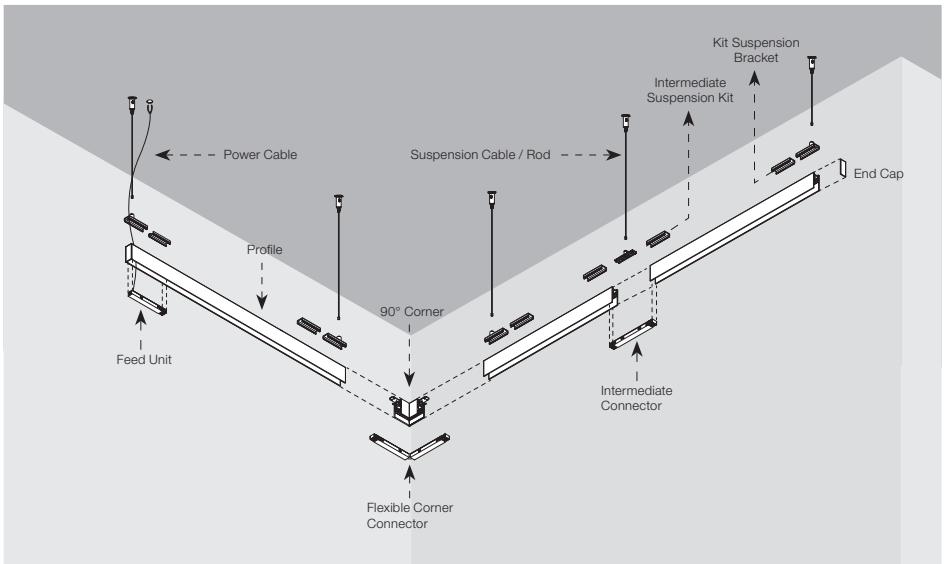

FLOS. USA
36 East 31st Street
Suite 402
New York N.Y. 10016
(800) 841.4011

For more information contact your representative or go to professional.flos.com/en-US/us/
©2026 Specifications and dimensions subject to change without notice. Issued 10.07.2026

c UL us LISTED

FLOS
Architectural

Fixture Type .....
Job Name .....

The Tracking Magnet EVO Suspension Down

High-tech LED lighting system for interior architecture

Track

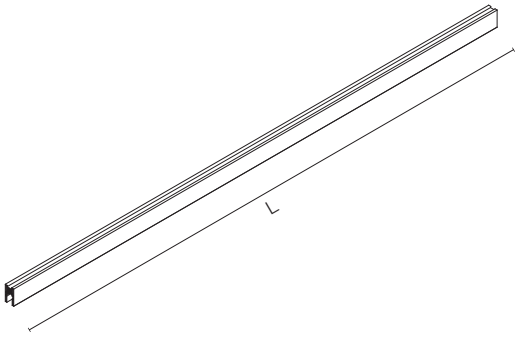

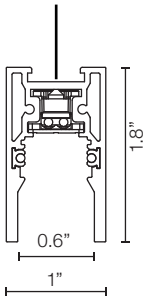

How to specify: 06.5060.14

Length	Part Number	Finish	Dimming Protocol
39.4” (1m)	06.5060	40 = White 14 = Black 05A = Polished Silver	Dimmable on Board Dimmable Casambi
59” (1.5m)	06.5061		
78.7” (2m)	06.5062		
98.4” (2.5m)	06.5063		
118.11” (3m)	06.5064	40 = White 14 = Black	

Note: Track can be cut to different lengths in field

How to specify: 06.5010.14

Length	Part Number	Finish	Dimming Protocol
39.4” (1m)	06.5010	40 = White 14 = Black 05A = Polished Silver	1-10V, 10% Dimming DALI, 10% Dimming Dimmable Casambi
59” (1.5m)	06.5011		
78.7” (2m)	06.5012		
98.4” (2.5m)	06.5013		
118.11” (3m)	06.5014	40 = White 14 = Black	

Note: Track can be cut to different lengths in field

FLOS. USA
36 East 31st Street
Suite 402
New York N.Y. 10016
(800) 841.4011

For more information contact your representative or go to professional.flos.com/en-US/us/
©2026 Specifications and dimensions subject to change without notice. Issued 10.07.2026

The Tracking Magnet EVO Suspension Down

High-tech LED lighting system for interior architecture

Corners

Mechanical Horizontal 90º Corner. [2'' x 2'']

Part Number:

- ■ 06.5015.14
- □ 06.5015.40
- ▨ 06.5015.05A

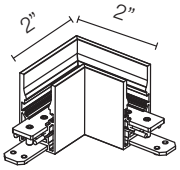

FLOS. USA
36 East 31st Street
Suite 402
New York N.Y. 10016
(800) 841.4011

For more information contact your representative or go to professional.flos.com/en-US/us/
©2026 Specifications and dimensions subject to change without notice. Issued 10.07.2026

FLOS
Architectural

Fixture Type .....
Job Name .....

The Tracking Magnet EVO Suspension Down

High-tech LED lighting system for interior architecture

Connectors

Feed connector

Part Number:

■ 08.0611.14

Intermediate Straight connector

Part Number:

■ 08.0612.14

Flexible/Electrical Intermediate Corner

Part Number:

■ 08.0614.14

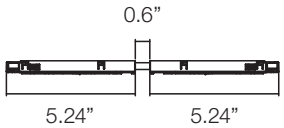

Dimming controllers

Dimming Control Unit Box 48V 0-10V Required for a 0-10V Dimming installation. 1 Dimming control can control up to 20 fixtures

Part Number:

■ 08.0613.14A

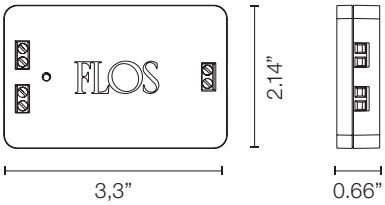

FLOS. USA
36 East 31st Street
Suite 402
New York N.Y. 10016
(800) 841.4011

For more information contact your representative or go to professional.flos.com/en-US/us/
©2026 Specifications and dimensions subject to change without notice. Issued 10.07.2026

C UL US LISTED

FLOS
Architectural

Fixture Type .....
Job Name .....

The Tracking Magnet EVO Suspension Down

High-tech LED lighting system for interior architecture

Required Accesories

Suspension Down Fixing Bracket Kit
(2 units/kit)

Part Number:

08.0616.00

Intermediate Suspension Kit

Part Number:

08.0627.00

End Cap kit (2 units)

Part Number:

- ■ 06.5017.14
- □ 06.5017.40
- ▨ 06.5017.05A

Suspension rod with rose, lenght 1m (3.3ft) M6 thread. Rigid rod to avoid the profile from tilting to be installed in places where a more rigid fixing system is required.

Part Number:

- ■ 60.3014.14
- □ 60.3014.11

Suspension rod extension, lenght 1m(3.3ft) M6 thread. Rigid rod to avoid the profile from tilting to be installed in places where a more rigid fixing system is required.

Part Number:

- ■ 60.3097.14
- □ 60.3097.11

Suspension steel cable, lenght 4m (13ft) Recommended where tilting will not occur in any case.

Part Number:

08.8634.00

Accessory Power Cord Tracking Magnet Down 3.6M (12ft)
4Conductors AWG18 UL

Part Number:

- ■ 08.1200.14.UL
- □ 08.1200.40.UL

Cover Plate
5'' Junction Box Cover Plate for Remote Installation.

Part Number:

- ■ 08.8883.14A
- □ 08.8883.40A

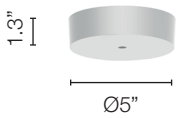

Profile	Minimum qty fixing points depending on track length
39.37" / 59.06" [1000 mm/ 1500 mm]	2
78.74" / 98.42" [2000 mm/ 2500 mm]	3

FLOS. USA
36 East 31st Street
Suite 402
New York N.Y. 10016
(800) 841.4011

For more information contact your representative or go to professional.flos.com/en-US/us/
©2026 Specifications and dimensions subject to change without notice. Issued 10.07.2026

FLOS
Architectural

Fixture Type .....

Job Name .....

The Tracking Magnet EVO Suspension Down

High-tech LED lighting system for interior architecture

Required Drivers

LED power supply source for remote installation, 48V/96W, 120-277V, UL Listed	LED power supply source for remote installation, 48V/60W, 120-277V, UL Listed	LED power supply source for remote installation, 48V/30W, 120-277V, UL Listed
Part Number: LEDSB96W48V-NDM-D01	Part Number: LEDSB60W48V-NDM-D01	Part Number: LEDSB30W48V-NDM-D01
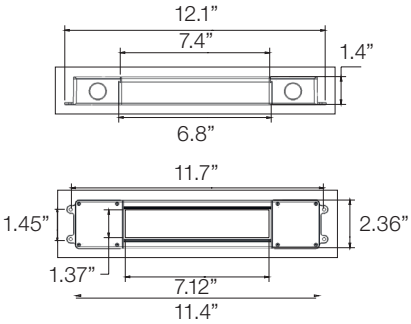	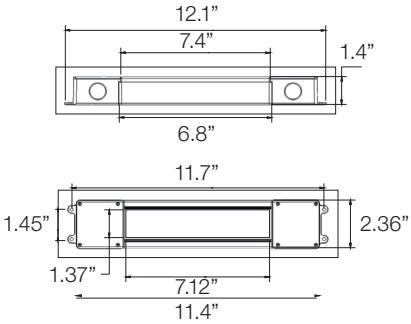	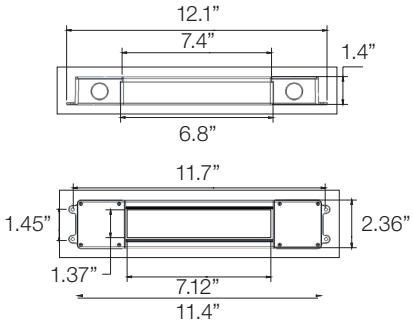

FLOS. USA
36 East 31st Street
Suite 402
New York N.Y. 10016
(800) 841.4011

For more information contact your representative or go to professional.flos.com/en-US/us/
©2026 Specifications and dimensions subject to change without notice. Issued 10.07.2026

FLOS
Architectural

Fixture Type .....

Job Name .....

The Tracking Magnet EVO Suspension Down

High-tech LED lighting system for interior architecture

Suspension mounted canopies

Surface mount canopy Non Dimmable for Tracking Magnet SuspensionUp&Down includes: 1 drivers downlight: 96W, 48V, 120-277V

Part Number:

- ■ 08U4806.14
- □ 08U4806.40

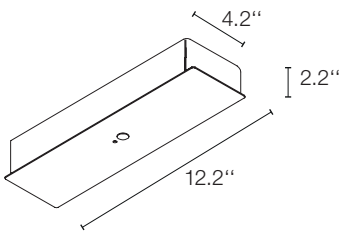

Surface mount canopy Dimmable for Tracking Magnet Suspension Down includes: 1 driver downlight: 96W, 48V, 120-277V 1 Dimming Control Unit Box: 08.0613.14A

Part Number:

- ■ 08U4806.14.1V
- □ 08U4806.40.1V

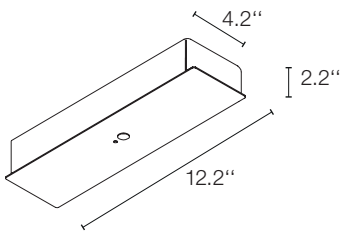

Surface mount canopy Non Dimmable for Tracking Magnet SuspensionUp&Down includes: 1 drivers downlight: 60W, 48V, 120-277V

Part Number:

- ■ 08U4808.14
- □ 08U4808.40

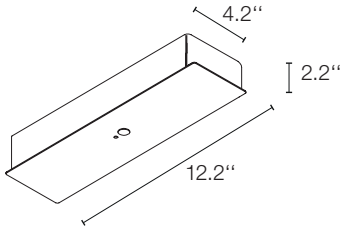

Surface mount canopy Dimmable for Tracking Magnet Suspension Down includes: 1 driver downlight: 60W, 48V, 120-277V 1 Dimming Control Unit Box: 08.0613.14A

Part Number:

- ■ 08U4808.14.1V
- □ 08U4808.40.1V

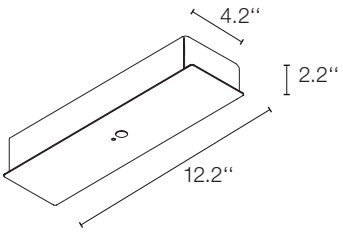

FLOS. USA
36 East 31st Street
Suite 402
New York N.Y. 10016
(800) 841.4011

For more information contact your representative or go to professional.flos.com/en-US/us/

©2026 Specifications and dimensions subject to change without notice. Issued 10.07.2026

c UL us LISTED

FLOS
Architectural

Fixture Type .....
Job Name .....

The Tracking Magnet EVO Suspension Down

High-tech LED lighting system for interior architecture

How to specify

0	3	.	8	0	3	3	.	1	4	.	D	A
Part Number								Finish		Dimming Protocol or Variant		

Spot 50

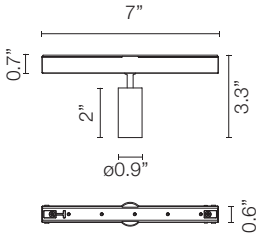

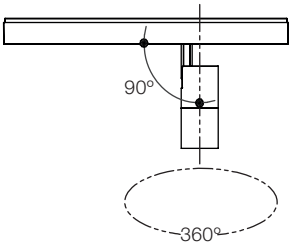

CCT	CRI	Initial Lumens	Delivered Lumens	Watts	Beam Spread	Part Number	Finish	Dimming Protocol	Photometric
3000	90	307	212	3.5	26°	03.8033	40 = White 14 = Black 05 = Polished Silver	A Dimmable on Board A1V = 0-10V, 10% Dimming ADA = DALI, 10% Dimming	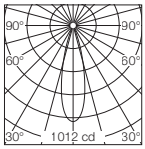 Luminous flux luminaire 212 lm E(lx) D(m) h(m) 26° 1 1012 0.47 2 253 0.94 3 112 1.41 4 63 1.88 5 40 2.35
2700	90	286	205	3.5	26°	03.8032		B Dimmable on Board B1V = 0-10V, 10% Dimming BDA = DALI, 10% Dimming	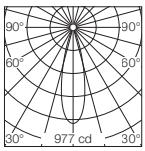 Luminous flux luminaire 205 lm E(lx) D(m) h(m) 26° 1 977 0.47 2 244 0.94 3 109 1.41 4 61 1.88 5 39 2.35

Included Accessories Spot 50

Cross Baffle

Honeycomb

FLOS. USA
36 East 31st Street
Suite 402
New York N.Y. 10016
(800) 841.4011

For more information contact your representative or go to professional.flos.com/en-US/us/
©2026 Specifications and dimensions subject to change without notice. Issued 10.07.2026

FLOS
Architectural

Fixture Type .....

Job Name .....

The Tracking Magnet EVO Suspension Down

High-tech LED lighting system for interior architecture

Spot 90

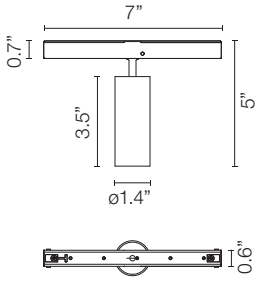

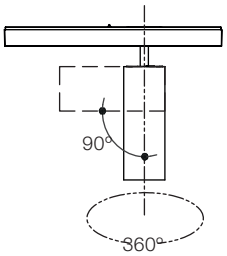

CCT	CRI	Initial Lumens	Delivered Lumens	Watts	Beam Spread	Part Number	Finish	Dimming Protocol	Photometric
3000	90	656	443	8.5	14º	03.8043	40 = White 14 = Black 05 = Polished Silver	A Dimmable on Board A1V = 0-10V, 10% Dimming ADA = DALI, 10% Dimming B Dimmable on Board B1V = 0-10V, 10% Dimming BDA = DALI, 10% Dimming	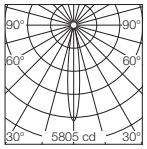 5805 cd Luminous flux luminaire 443 lm E(lx) D(m) h(m) 14° 1 5805 0.25 2 1451 0.49 3 645 0.74 4 363 0.98 5 232 1.23
2700	90	610	428	8.5	14º	03.8042			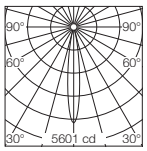 5601 cd Luminous flux luminaire 428 lm E(lx) D(m) h(m) 14° 1 5601 0.25 2 1400 0.49 3 622 0.74 4 350 0.98 5 224 1.23
3000	90	656	406	8.5	22º	03.8045			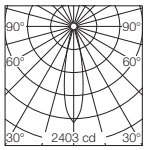 2403 cd Luminous flux luminaire 406 lm E(lx) D(m) h(m) 22° 1 2403 0.38 2 601 0.77 3 267 1.15 4 150 1.54 5 96 1.92
2700	90	610	392	8.5	22º	03.8044			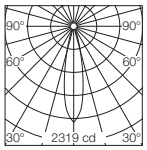 2319 cd Luminous flux luminaire 392 lm E(lx) D(m) h(m) 22° 1 2319 0.38 2 580 0.77 3 258 1.15 4 145 1.54 5 93 1.92

Included Accessories Spot 90

Cross Baffle

Honeycomb

FLOS. USA
36 East 31st Street
Suite 402
New York N.Y. 10016
(800) 841.4011

For more information contact your representative or go to professional.flos.com/en-US/us/
©2026 Specifications and dimensions subject to change without notice. Issued 10.07.2026

FLOS
Architectural

Fixture Type .....

Job Name .....

The Tracking Magnet EVO Suspension Down

High-tech LED lighting system for interior architecture

Spot 120 Power LED

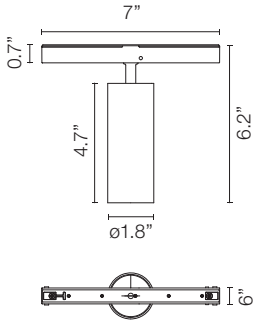

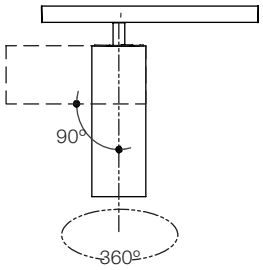

CCT	CRI	Initial Lumens	Delivered Lumens	Watts	Beam Spread	Part Number	Finish	Dimming Protocol	Photometric
3000	90	779	558	12	11°	03.8053	40 = White 14 = Black 05 = Polished Silver	B = Dimmable on Board B1V = 0-10V, 10% Dimming BDA = DALI, 10% Dimming	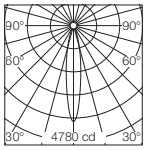 Luminous flux luminaire 587 lm
2700	90	724	539	12	11°	03.8052			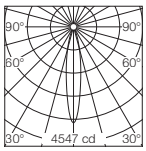 Luminous flux luminaire 554 lm
3000	90	779	505	12	17°	03.8055			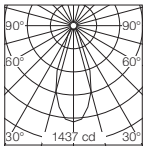 Luminous flux luminaire 529 lm
2700	90	724	487	12	17°	03.8054			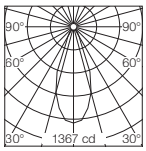 Luminous flux luminaire 599 lm

E(lx) h(m)	D(m) 17°
1 4780	0.31
2 1195	0.61
3 531	0.92
4 299	1.23
5 191	1.53

E(lx) h(m)	D(m) 17°
1 4547	0.31
2 1137	0.61
3 505	0.92
4 284	1.23
5 182	1.53

E(lx) h(m)	D(m) 40°
1 1437	0.73
2 359	1.45
3 160	2.18
4 90	2.91
5 57	3.64

E(lx) h(m)	D(m) 40°
1 1367	0.73
2 342	1.45
3 152	2.18
4 85	2.91
5 55	3.64

Included Accessories Spot 120

Cross Baffle

Honeycomb

FLOS. USA
36 East 31st Street
Suite 402
New York N.Y. 10016
(800) 841.4011

For more information contact your representative or go to professional.flos.com/en-US/us/
©2026 Specifications and dimensions subject to change without notice. Issued 10.07.2026

FLOS
Architectural

Fixture Type .....

Job Name .....

The Tracking Magnet EVO Suspension Down

High-tech LED lighting system for interior architecture

How to specify

0	3	.	8	1	5	5	.	1	4	B	D	A
Part Number								Finish		Dimming Protocol or Variant		

Spot 120 LED ARRAY

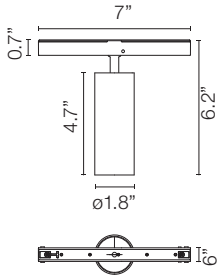

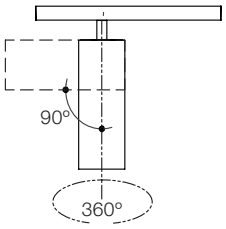

CCT	CRI	Initial Lumens	Delivered Lumens	Watts	Beam Spread	Part Number	Finish	Dimming Protocol	Photometric
3000	90	1138	687	12.5	17°	03.8155	40 = White 14 = Black 05 = Polished Silver	B = Dimmable on Board B1V = 0-10V, 10% Dimming BDA = DALI, 10% Dimming	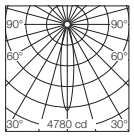 Luminous flux luminaire 687 lm
2700	90	1075	654	12.5	17°	03.8154			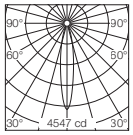 Luminous flux luminaire 654 lm
3000	90	1138	629	12.5	40°	03.8157			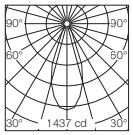 Luminous flux luminaire 629 lm
2700	90	1075	599	12.5	40°	03.8156			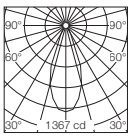 Luminous flux luminaire 599 lm

Included Accessories Spot 120

Cross Baffle

Honeycomb

FLOS. USA
36 East 31st Street
Suite 402
New York N.Y. 10016
(800) 841.4011

For more information contact your representative or go to professional.flos.com/en-US/us/
©2026 Specifications and dimensions subject to change without notice. Issued 10.07.2026

FLOS
Architectural

Fixture Type .....

Job Name .....

The Tracking Magnet EVO Suspension Down

High-tech LED lighting system for interior architecture

Spot 150

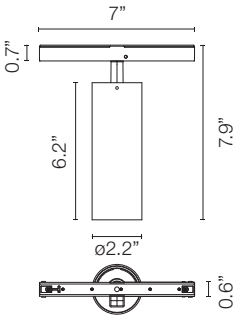

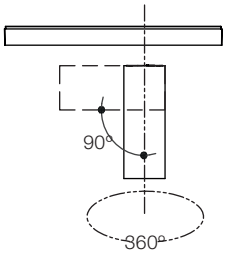

CCT	CRI	Initial Lumens	Delivered Lumens	Watts	Beam Spread	Part Number	Finish	Dimming Protocol	Photometric
3000	90	2115	1872	22.5	16°	03.8073	40 = White 14 = Black 05 = Polished Silver	A Dimmable on Board A1V = 0-10V, 10% Dimming ADA = DALI, 10% Dimming	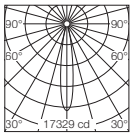 Luminous flux luminaire 1872 lm E(lx) D(m) h(m) 16° 1 17329 0.28 2 4332 0.56 3 1925 0.84 4 1083 1.12 5 693 1.40
2700	90	2000	1770	22.5	16°	03.8072		B Dimmable on Board B1V = 0-10V, 10% Dimming BDA = DALI, 10% Dimming	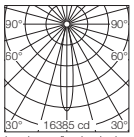 Luminous flux luminaire 1770 lm E(lx) D(m) h(m) 16° 1 16385 0.28 2 4096 0.56 3 1821 0.84 4 1024 1.12 5 655 1.40
3000	90	2115	1816	22.5	28°	03.8075	40 = White 14 = Black 05 = Polished Silver	A Dimmable on Board A1V = 0-10V, 10% Dimming ADA = DALI, 10% Dimming	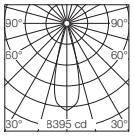 Luminous flux luminaire 1816 lm E(lx) D(m) h(m) 28° 1 8395 0.50 2 2099 1.00 3 933 1.50 4 525 2.00 5 336 2.50
2700	90	2000	1717	22.5	28°	03.8074		B Dimmable on Board B1V = 0-10V, 10% Dimming BDA = DALI, 10% Dimming	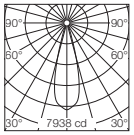 Luminous flux luminaire 1717 lm E(lx) D(m) h(m) 28° 1 7938 0.50 2 1984 1.00 3 882 1.50 4 496 2.00 5 318 2.50
3000	90	2115	1838	22.5	40°	03.8077	40 = White 14 = Black 05 = Polished Silver	A Dimmable on Board A1V = 0-10V, 10% Dimming ADA = DALI, 10% Dimming	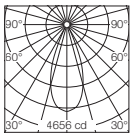 Luminous flux luminaire 1838 lm E(lx) D(m) h(m) 40° 1 4656 0.73 2 1164 1.46 3 517 2.18 4 291 2.91 5 186 3.64
2700	90	2000	1738	22.5	40°	03.8076		B Dimmable on Board B1V = 0-10V, 10% Dimming BDA = DALI, 10% Dimming	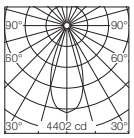 Luminous flux luminaire 1738 lm E(lx) D(m) h(m) 40° 1 4402 0.73 2 1101 1.46 3 489 2.18 4 275 2.91 5 176 3.64

FLOS. USA
36 East 31st Street
Suite 402
New York N.Y. 10016
(800) 841.4011

For more information contact your representative or go to professional.flos.com/en-US/us/
©2026 Specifications and dimensions subject to change without notice. Issued 10.07.2026

c UL us LISTED

FLOS
Architectural

Fixture Type .....
Job Name .....

The Tracking Magnet EVO Suspension Down

High-tech LED lighting system for interior architecture

Optional Accessories Spot 150

Cross Baffle	Elliptical Lens	Flood Lens
Part Number:	Part Number:	Part Number:
08.8429.00	08.8431.00	08.8432.00

Honeycomb	Snoot shielding cone
Part Number:	Part Number:
08.8428.00	08.0526.00

FLOS. USA
36 East 31st Street
Suite 402
New York N.Y. 10016
(800) 841.4011

For more information contact your representative or go to professional.flos.com/en-US/us/
©2026 Specifications and dimensions subject to change without notice. Issued 10.07.2026

FLOS
Architectural

Fixture Type .....
Job Name .....

The Tracking Magnet EVO Suspension Down

High-tech LED lighting system for interior architecture

How to specify

0	5	.	9	0	0	5	.	1	4	A	D	A
Part Number								Finish		Dimming Protocol or Variant		

Light Shadow Spot 30

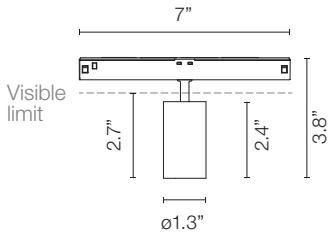

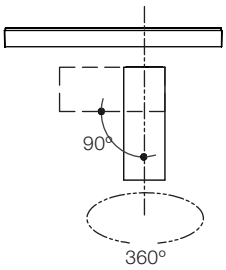

CCT	CRI	Initial Lumens	Delivered Lumens	Watts	Beam Spread	Part Number	Finish	Dimming Protocol
3000	90	318	270	4	11°	05.9005	40 = White 14 = Black ER = Brushed Steel ES = Brushed Bronze	A = Dimmable on Board A1V = 0-10V, 10% Dimming ACB = Dimmable Casambi ADA = DALI, 10% Dimming
2700	90	298	253	4	11°	05.9000		
3000	90	318	274	4	22°	05.9006	40 = White 14 = Black ER = Brushed Steel ES = Brushed Bronze	A = Dimmable on Board A1V = 0-10V, 10% Dimming ACB = Dimmable Casambi ADA = DALI, 10% Dimming
2700	90	298	257	4	22°	05.9001		
3000	90	318	263	4	29°	05.9007	40 = White 14 = Black ER = Brushed Steel ES = Brushed Bronze	A = Dimmable on Board A1V = 0-10V, 10% Dimming ACB = Dimmable Casambi ADA = DALI, 10% Dimming
2700	90	298	246	4	29°	05.9002		
3000	90	318	262	4	43°	05.9008	40 = White 14 = Black ER = Brushed Steel ES = Brushed Bronze	A = Dimmable on Board A1V = 0-10V, 10% Dimming ACB = Dimmable Casambi ADA = DALI, 10% Dimming
2700	90	298	246	4	43°	05.9003		

FLOS. USA
36 East 31st Street
Suite 402
New York N.Y. 10016
(800) 841.4011

For more information contact your representative or go to professional.flos.com/en-US/us/
©2026 Specifications and dimensions subject to change without notice. Issued 10.07.2026

c UL us LISTED

FLOS
Architectural

Fixture Type .....

Job Name .....

The Tracking Magnet EVO Suspension Down

High-tech LED lighting system for interior architecture

Photometric Light Shadow Spot 30

2700K

11°
SPOT

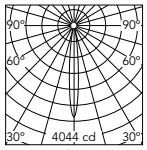

Luminous flux luminaire
253 lm

Beam Angle: 11°

h(m)	E(lx)	D(m)
1	4044	0.20
2	1011	0.40
3	449	0.60
4	253	0.80
5	162	1.00

22°
MEDIUM

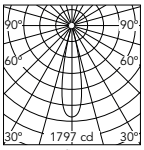

Luminous flux luminaire
257 lm

Beam Angle: 22°

h(m)	E(lx)	D(m)
1	1797	0.39
2	449	0.78
3	200	1.17
4	112	1.56
5	72	1.95

29°
FLOOD

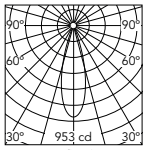

Luminous flux luminaire
246 lm

Beam Angle: 29°

h(m)	E(lx)	D(m)
1	953	0.52
2	238	1.04
3	106	1.57
4	60	2.09
5	38	2.61

43°
WIDE FLOOD

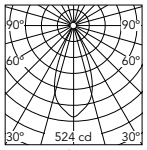

Luminous flux luminaire
246 lm

Beam Angle: 43°

h(m)	E(lx)	D(m)
1	524	0.80
2	131	1.59
3	58	2.39
4	33	3.19
5	21	3.99

3000K

11°
SPOT

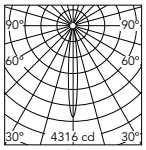

Luminous flux luminaire
270 lm

Beam Angle: 11°

h(m)	E(lx)	D(m)
1	4316	0.20
2	1079	0.40
3	480	0.60
4	270	0.80
5	173	1.00

22°
MEDIUM

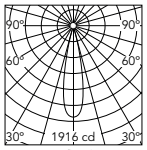

Luminous flux luminaire
274 lm

Beam Angle: 22°

h(m)	E(lx)	D(m)
1	1916	0.39
2	479	0.78
3	213	1.17
4	120	1.56
5	77	1.95

29°
FLOOD

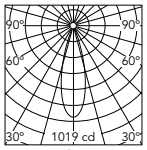

Luminous flux luminaire
263 lm

Beam Angle: 29°

h(m)	E(lx)	D(m)
1	1019	0.52
2	255	1.04
3	113	1.57
4	64	2.09
5	41	2.61

43°
WIDE FLOOD

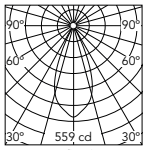

Luminous flux luminaire
262 lm

Beam Angle: 43°

h(m)	E(lx)	D(m)
1	559	0.80
2	140	1.59
3	62	2.39
4	35	3.19
5	22	3.99

Optional Accessories Light Shadow Spot 30

Honeycomb	Dicroic CCT Filter INCREASE 2700K >> 3125±75K 3000K >> 3600±75K	Dicroic CCT Filter DECREASE 2700K >> 2450±75K 3000K >> 2700±75K
Part Number: 08.0790.00	Part Number: 08.0791.00	Part Number: 08.0792.00

FLOS. USA
36 East 31st Street
Suite 402
New York N.Y. 10016
(800) 841.4011

For more information contact your representative or go to professional.flos.com/en-US/us/
©2026 Specifications and dimensions subject to change without notice. Issued 10.07.2026

FLOS
Architectural

Fixture Type .....
Job Name .....

The Tracking Magnet EVO Suspension Down

High-tech LED lighting system for interior architecture

How to specify

0	5	.	9	0	3	5	.	1	4	A	D	A
Part Number								Finish		Dimming Protocol or Variant		

Light Shadow Spot 45

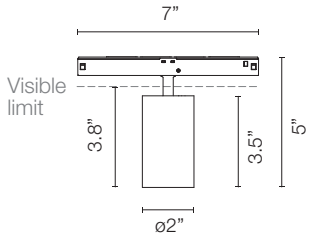

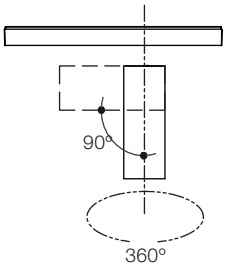

CCT	CRI	Initial Lumens	Delivered Lumens	Watts	Beam Spread	Part Number	Finish	Dimming Protocol
3000	90	844	686	10.5	15°	05.9035	40 = White 14 = Black ER = Brushed Steel ES = Brushed Bronze	A = Dimmable on Board A1V = 0-10V, 10% Dimming ACB = Dimmable Casambi ADA = DALI, 10% Dimming
2700	90	799	650	10.5	15°	05.9030		
3000	90	844	682	10.5	21°	05.9036	40 = White 14 = Black ER = Brushed Steel ES = Brushed Bronze	A = Dimmable on Board A1V = 0-10V, 10% Dimming ACB = Dimmable Casambi ADA = DALI, 10% Dimming
2700	90	799	645	10.5	21°	05.9031		
3000	90	844	682	10.5	31°	05.9037	40 = White 14 = Black ER = Brushed Steel ES = Brushed Bronze	A = Dimmable on Board A1V = 0-10V, 10% Dimming ACB = Dimmable Casambi ADA = DALI, 10% Dimming
2700	90	799	646	10.5	31°	05.9032		

FLOS. USA
36 East 31st Street
Suite 402
New York N.Y. 10016
(800) 841.4011

For more information contact your representative or go to professional.flos.com/en-US/us/
©2026 Specifications and dimensions subject to change without notice. Issued 10.07.2026

c UL us LISTED

FLOS
Architectural

Fixture Type .....

Job Name .....

The Tracking Magnet EVO Suspension Down

High-tech LED lighting system for interior architecture

Photometric Light Shadow Spot 45

Spot 15°

2700K

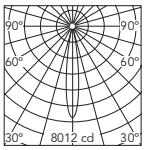

Luminous flux luminaire
650 lm

Beam Angle: 15°

h(m)	E(lx)	D(m)
1	8012	0.27
2	2003	0.54
3	890	0.80
4	501	1.07
5	320	1.34

3000K

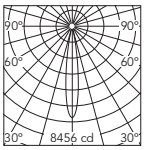

Luminous flux luminaire
686 lm

Beam Angle: 15°

h(m)	E(lx)	D(m)
1	8456	0.27
2	2114	0.54
3	940	0.80
4	528	1.07
5	338	1.34

Medium 21°

2700K

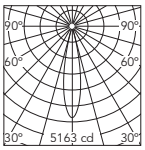

Luminous flux luminaire
645 lm

Beam Angle: 21°

h(m)	E(lx)	D(m)
1	5163	0.36
2	1291	0.73
3	574	1.09
4	323	1.46
5	207	1.82

3000K

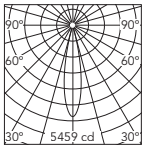

Luminous flux luminaire
682 lm

Beam Angle: 21°

h(m)	E(lx)	D(m)
1	5459	0.36
2	1365	0.73
3	607	1.09
4	341	1.46
5	218	1.82

Flood 31°

2700K

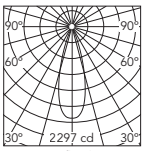

Luminous flux luminaire
646 lm

Beam Angle: 31°

h(m)	E(lx)	D(m)
1	2296	0.56
2	574	1.11
3	255	1.67
4	144	2.22
5	92	2.78

3000K

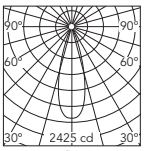

Luminous flux luminaire
682 lm

Beam Angle: 31°

h(m)	E(lx)	D(m)
1	2424	0.56
2	606	1.11
3	269	1.67
4	152	2.22
5	97	2.78

Optional Accessories Light Shadow Spot 45

Honeycomb

Part Number:

08.0793.00

Dicroic CCT Filter

INCREASE

2700K >> 3125±75K
3000K >> 3600±75K

Part Number:

08.0794.00

Dicroic CCT Filter

DECREASE

2700K >> 2450±75K
3000K >> 2700±75K

Part Number:

08.0795.00

FLOS. USA
36 East 31st Street
Suite 402
New York N.Y. 10016
(800) 841.4011

For more information contact your representative or go to professional.flos.com/en-US/us/
©2026 Specifications and dimensions subject to change without notice. Issued 10.07.2026

FLOS
Architectural

Fixture Type .....

Job Name .....

The Tracking Magnet EVO Suspension Down

High-tech LED lighting system for interior architecture

How to specify

0	5	.	9	0	6	5	.	1	4	A	D	A
Part Number								Finish		Dimming Protocol or Variant		

Light Shadow Spot 60

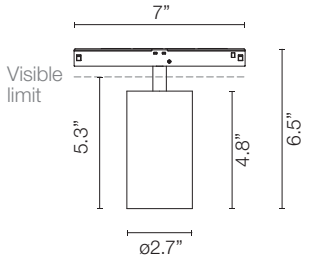

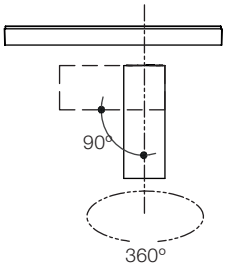

CCT	CRI	Initial Lumens	Delivered Lumens	Watts	Beam Spread	Part Number	Finish	Dimming Protocol
3000	90	844	808	10	9°	05.9065	40 = White 14 = Black ER = Brushed Steel ES = Brushed Bronze	A = Dimmable on Board A1V = 0-10V, 10% Dimming ACB = Dimmable Casambi ADA = DALI, 10% Dimming
2700	90	799	765	10	9°	05.9060		
3000	90	1751	1375	20	15°	05.9066	40 = White 14 = Black ER = Brushed Steel ES = Brushed Bronze	A = Dimmable on Board A1V = 0-10V, 10% Dimming ACB = Dimmable Casambi ADA = DALI, 10% Dimming
2700	90	1593	1251	20	15°	05.9061		
3000	90	1751	1427	20	26°	05.9067	40 = White 14 = Black ER = Brushed Steel ES = Brushed Bronze	A = Dimmable on Board A1V = 0-10V, 10% Dimming ACB = Dimmable Casambi ADA = DALI, 10% Dimming
2700	90	1593	1298	20	26°	05.9062		
3000	90	1751	1431	20	33°	05.9068	40 = White 14 = Black ER = Brushed Steel ES = Brushed Bronze	A = Dimmable on Board A1V = 0-10V, 10% Dimming ACB = Dimmable Casambi ADA = DALI, 10% Dimming
2700	90	1593	1304	20	33°	05.9063		
3000	90	1751	1390	20	43°	05.9069	40 = White 14 = Black ER = Brushed Steel ES = Brushed Bronze	A = Dimmable on Board A1V = 0-10V, 10% Dimming ACB = Dimmable Casambi ADA = DALI, 10% Dimming
2700	90	1593	1268	20	43°	05.9064		

FLOS. USA
36 East 31st Street
Suite 402
New York N.Y. 10016
(800) 841.4011

For more information contact your representative or go to professional.flos.com/en-US/us/
©2026 Specifications and dimensions subject to change without notice. Issued 10.07.2026

c UL us LISTED

FLOS
Architectural

Fixture Type .....

Job Name .....

The Tracking Magnet EVO Suspension Down

High-tech LED lighting system for interior architecture

Photometric Light Shadow Spot 60

Super Spot 9°

2700K

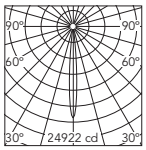

Luminous flux luminaire
765 lm

Beam Angle: 9°

h(m)	E(lx)	D(m)
1	24922	0.16
2	6230	0.32
3	2769	0.48
4	1558	0.64
5	997	0.80

3000K

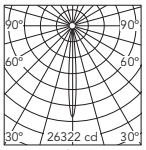

Luminous flux luminaire
808 lm

Beam Angle: 9°

h(m)	E(lx)	D(m)
1	26322	0.16
2	6581	0.32
3	2925	0.48
4	1645	0.64
5	1053	0.80

Spot 15°

2700K

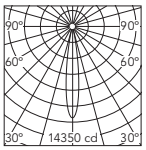

Luminous flux luminaire
1251 lm

Beam Angle: 15°

h(m)	E(lx)	D(m)
1	14350	0.27
2	3587	0.54
3	1594	0.81
4	897	1.09
5	574	1.36

3000K

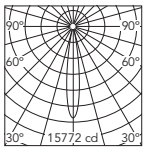

Luminous flux luminaire
1375 lm

Beam Angle: 15°

h(m)	E(lx)	D(m)
1	15772	0.27
2	3943	0.54
3	1752	0.81
4	986	1.09
5	631	1.36

Medium 26°

2700K

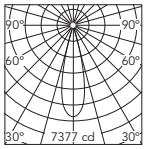

Luminous flux luminaire
1298 lm

Beam Angle: 26°

h(m)	E(lx)	D(m)
1	7377	0.45
2	1844	0.91
3	820	1.36
4	461	1.82
5	295	2.27

3000K

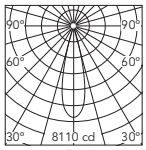

Luminous flux luminaire
1427 lm

Beam Angle: 26°

h(m)	E(lx)	D(m)
1	8110	0.45
2	2027	0.91
3	901	1.36
4	507	1.82
5	324	2.27

Flood 33°

2700K

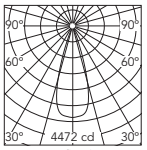

Luminous flux luminaire
1304 lm

Beam Angle: 33°

h(m)	E(lx)	D(m)
1	4472	0.60
2	1118	1.20
3	497	1.80
4	279	2.40
5	179	3.00

3000K

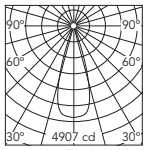

Luminous flux luminaire
1431 lm

Beam Angle: 33°

h(m)	E(lx)	D(m)
1	4907	0.60
2	1227	1.20
3	545	1.80
4	307	2.40
5	196	3.00

Wide Flood 43°

2700K

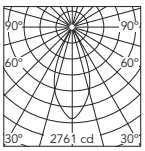

Luminous flux luminaire
1268 lm

Beam Angle: 43°

h(m)	E(lx)	D(m)
1	2761	0.79
2	690	1.59
3	307	2.38
4	173	3.17
5	110	3.97

3000K

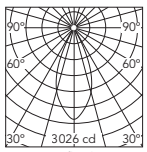

Luminous flux luminaire
1390 lm

Beam Angle: 43°

h(m)	E(lx)	D(m)
1	3026	0.79
2	757	1.59
3	336	2.38
4	189	3.17
5	121	3.97

FLOS. USA
36 East 31st Street
Suite 402
New York N.Y. 10016
(800) 841.4011

For more information contact your representative or go to professional.flos.com/en-US/us/
©2026 Specifications and dimensions subject to change without notice. Issued 10.07.2026

c UL us LISTED

FLOS
Architectural

Fixture Type .....
Job Name .....

The Tracking Magnet EVO Suspension Down

High-tech LED lighting system for interior architecture

Optional Accessories Light Shadow Spot 60

Honeycomb Super Spot

Part Number:

08.0175.14

Honeycomb Spot / Medium / Flood / Wide Flood

Part Number:

08.0176.14

INCREASE

Dicroic Super Spot — 2700K >> 3125±75K, 3000K >> 3600±75K

Part Number:

08.0796.00

INCREASE

Dicroic Spot / Medium / Flood / Wide Flood — 2700K >> 3125±75K, 3000K >> 3600±75K

Part Number:

08.0798.00

DECREASE

Dicroic Super Spot — 2700K >> 2450±75K, 3000K >> 2700±75K

Part Number:

08.0797.00

DECREASE

Dicroic Spot / Medium / Flood / Wide Flood — 2700K >> 2450±75K, 3000K >> 2700±75K

Part Number:

08.0799.00

FLOS. USA
36 East 31st Street
Suite 402
New York N.Y. 10016
(800) 841.4011

For more information contact your representative or go to professional.flos.com/en-US/us/
©2026 Specifications and dimensions subject to change without notice. Issued 10.07.2026

FLOS
Architectural

Fixture Type .....
Job Name .....

The Tracking Magnet EVO Suspension Down

High-tech LED lighting system for interior architecture

Light Strip

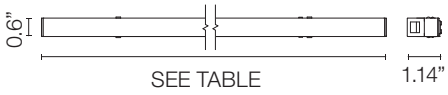

Length	CRI	CCT	Initial Lumens	Delivered Lumens	Watts	Part Number	Finish	Dimming Protocol
11.8” (300 mm)	90	2700	558	244	6	03.8000	14 = Black	A = Dimmable on Board A1V = 0-10V, 10% Dimming ADA = DALI, 10% Dimming
23.6” (600 mm)	90	2700	1115	488	12	03.8001		
35.4” (900 mm)	90	2700	1673	732	18	03.8002		
47.2 “ (1200 mm)	90	2700	2230	976	24	03.8003		
59” (1500 mm)	90	2700	2788	1220	30	03.8004		

Length	CRI	CCT	Initial Lumens	Delivered Lumens	Watts	Part Number	Finish	Dimming Protocol
11.8” (300 mm)	90	3000	590	258	6	03.8005	14 = Black	A = Dimmable on Board A1V = 0-10V, 10% Dimming ADA = DALI, 10% Dimming
23.6” (600 mm)	90	3000	1180	516	12	03.8006		
35.4” (900 mm)	90	3000	1670	773	18	03.8007		
47.2 “ (1200 mm)	90	3000	2360	1031	24	03.8008		
59” (1500 mm)	90	3000	2950	1289	30	03.8009		

FLOS. USA
36 East 31st Street
Suite 402
New York N.Y. 10016
(800) 841.4011

For more information contact your representative or go to professional.flos.com/en-US/us/
©2026 Specifications and dimensions subject to change without notice. Issued 10.07.2026

C UL US LISTED

FLOS
Architectural

Fixture Type .....

Job Name .....

The Tracking Magnet EVO Suspension Down

High-tech LED lighting system for interior architecture

How to specify

0	3	.	8	0	2	7	.	1	4	B	D	A
Part Number								Finish		Dimming Protocol or Variant		

Anthony Spot Track

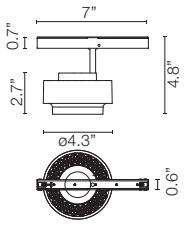

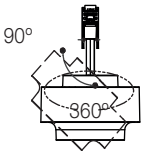

CCT	CRI	Initial Lumens	Delivered Lumens	Watts	Beam Spread	Part Number	Finish	Dimming Protocol	Photometric
3000	90	1730	1425	17.6	15°	03.8027	40 = White 14 = Black 05 = Polished Silver	B = Dimmable on Board B1V = 0-10V, 10% Dimming BDA = DALI, 10% Dimming	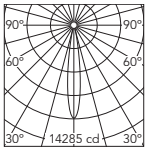 Luminous flux luminaire 1425 lm Beam Angle: 15° h(m) E(lx) D(m) 1 14285 0.27 2 3571 0.54 3 1587 0.81 4 893 1.07 5 571 1.34
2700	90	1620	1241	17.6	15°	03.8025			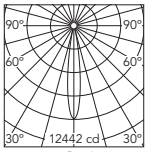 Luminous flux luminaire 1241 lm Beam Angle: 15° h(m) E(lx) D(m) 1 12442 0.27 2 3110 0.54 3 1382 0.81 4 778 1.07 5 498 1.34
3000	90	1730	1426	17.6	28°	03.8028			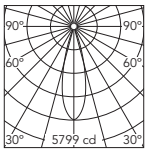 Luminous flux luminaire 1399 lm Beam Angle: 28° h(m) E(lx) D(m) 1 5799 0.49 2 1450 0.98 3 644 1.47 4 362 1.97 5 232 2.46
2700	90	1620	1242	17.6	28°	03.8026			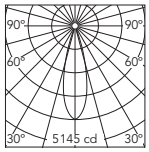 Luminous flux luminaire 1242 lm Beam Angle: 28° h(m) E(lx) D(m) 1 5145 0.49 2 1286 0.98 3 572 1.47 4 322 1.97 5 206 2.46

FLOS. USA
36 East 31st Street
Suite 402
New York N.Y. 10016
(800) 841.4011

For more information contact your representative or go to professional.flos.com/en-US/us/
©2026 Specifications and dimensions subject to change without notice. Issued 10.07.2026

C UL US LISTED

FLOS
Architectural

Fixture Type .....
Job Name .....

The Tracking Magnet EVO Suspension Down

High-tech LED lighting system for interior architecture

Optional Accessories Anthony Spot

Honeycomb	Elliptical Lens	Flood Lens (28° Anthony Fixture + Flood Lens = 35°)
Part Number:	Part Number:	Part Number:
08.8419.14A	08.8418.68A	08.0050.00

FLOS. USA
36 East 31st Street
Suite 402
New York N.Y. 10016
(800) 841.4011

For more information contact your representative or go to professional.flos.com/en-US/us/
©2026 Specifications and dimensions subject to change without notice. Issued 10.07.2026

FLOS
Architectural

Fixture Type .....

Job Name .....

The Tracking Magnet EVO Suspension Down

High-tech LED lighting system for interior architecture

Multi Spot Mini

How to Specify ex. 05.3550.14A / 05.3550.14ACB / 05.3550.14ADA / 05.3550.14A1V

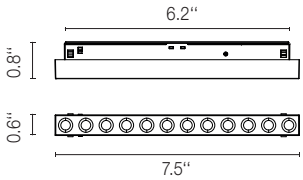

CCT	CRI	Initial Lumens	Delivered Lumens	Watts	Beam Spread	Part Number	Finish	Dimming Protocol
2700	90	636	408	7	15º Spot	05.3550	40 = White 14 = Black	A = Dimmable on Board A1V = 1-10V, 10% Dimming ACB = Dimmable Casambi ADA = DALI, 10% Dimming
			433		19º Medium	05.3552		
			401		31º Flood	05.3554		
3000	90	762	415	7	15º Spot	05.3551	40 = White 14 = Black	A = Dimmable on Board A1V = 1-10V, 10% Dimming ACB = Dimmable Casambi ADA = DALI, 10% Dimming
			440		19º Medium	05.3553		
			408		31º Flood	05.3555		

Photometric

Spot 15º

2700 K

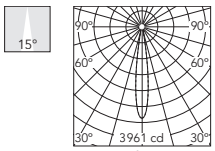

Luminous flux luminaire
408 lm

Beam Angle:	15°	
h(m)	E(lx)	D(m)
1	3961	0.26
2	990	0.53
3	440	0.79
4	248	1.05
5	158	1.32

3000 K

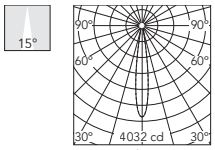

Luminous flux luminaire
415 lm

Beam Angle:	15°	
h(m)	E(lx)	D(m)
1	4032	0.26
2	1008	0.53
3	448	0.79
4	252	1.05
5	161	1.32

Medium 19º

2700 K

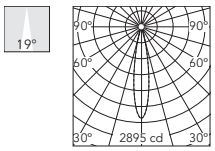

Luminous flux luminaire
433 lm

Beam Angle:	19°	
h(m)	E(lx)	D(m)
1	2895	0.33
2	724	0.66
3	322	0.99
4	181	1.32
5	116	1.65

3000 K

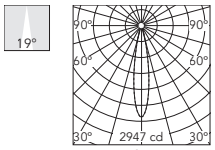

Luminous flux luminaire
440 lm

Beam Angle:	19°	
h(m)	E(lx)	D(m)
1	2947	0.33
2	737	0.66
3	327	0.99
4	184	1.32
5	118	1.65

Flood 31º

2700 K

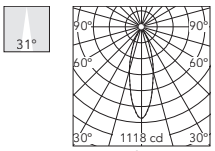

Luminous flux luminaire
401 lm

Beam Angle:	31°	
h(m)	E(lx)	D(m)
1	1118	0.55
2	279	1.09
3	124	1.64
4	70	2.18
5	45	2.73

3000 K

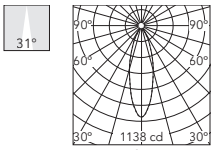

Luminous flux luminaire
408 lm

Beam Angle:	31°	
h(m)	E(lx)	D(m)
1	1138	0.55
2	284	1.09
3	126	1.64
4	71	2.18
5	46	2.73

FLOS. USA
36 East 31st Street
Suite 402
New York N.Y. 10016
(800) 841.4011

For more information contact your representative or go to professional.flos.com/en-US/us/
©2026 Specifications and dimensions subject to change without notice. Issued 10.07.2026

c UL us LISTED